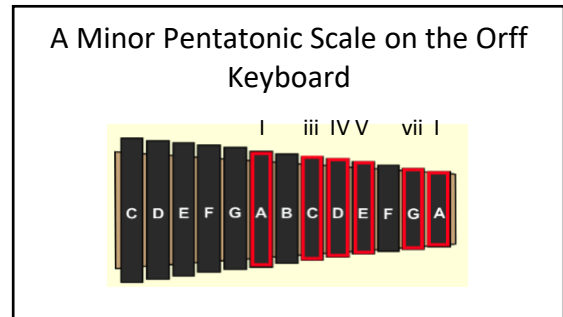
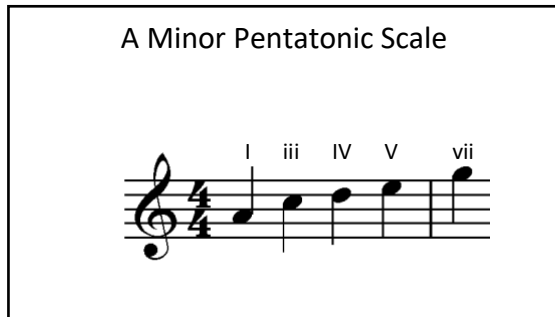


Step 1 – Composing your ostinato

An ostinato is defined as: *“a short melodic phrase repeated throughout a composition, sometimes slightly varied or transposed to a different pitch”*


Using the notes below compose your own ostinato. The length of your ostinato will be 1 bar long.



Below are some rhythmic examples that you may choose to use when composing your ostinato.

Ta	Ti-ti	Ti-ti-ka	Ti-ka-ti	Ti-ka-ti-ka

Using your xylophones and the notes provided experiment and compose your own ostinato. When you believe you have composed your ostinato, record it on your device. Manuscript has been provided below to assist you in your compositional process if you require it.



<https://ljmusiceducation.school.blog/2019/10/22/step-1-writing-your-ostinato/>